



Introduction

The Hager 4500 Series Exit Devices meet Life Safety codes and Fire Safety requirements providing a perfect fit for use in commercial office buildings, medical and educational facilities, as well as hospitality structures.

The 4500 Series is BHMA-Certified to the requirements of ANSI 156.3 for Grade 1 Exit Devices and is UL 305 Panic listed and UL and cUL listed for up to 3 hours for both Rim and Surface Vertical Rod.

These devices have also met the requirements of ANSI A250.13 to be listed as a Severe Windstorm Component.

The 4500 Exit Device offers a Lifetime Warranty to provide peace-of-mind from the distributors to the building owner.

Installation Made Easy

For the convenience of our customers, Hager Companies has introduced some new features to the exit device market.

- **Thru-bolts are included** with every model. Wood and Machine screws are also provided standard in every package.
- **Slotted Strikes** speed up installation, allowing the installer to make easy adjustments to align the latch to the strike.
- **Non-handed device** offers added versatility and means less inventory.
- **Escutcheon trim**, with the locking mechanism built inside, reduces door preparation by requiring fewer holes in the door.

Shim Kits

Shim kits are available for devices on doors with glass bead kits or other interfacing moldings. Each kit contains two 1/8" shims and the appropriate longer fasteners.

Cylinder Dogging

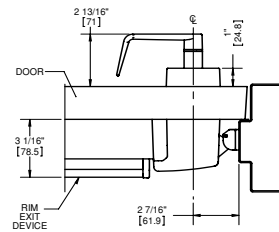
Cylinder dogging is available on non-labeled doors, specify CD. Cylinder sold separately, specify 3902-Mortise Cylinder.

Sizing

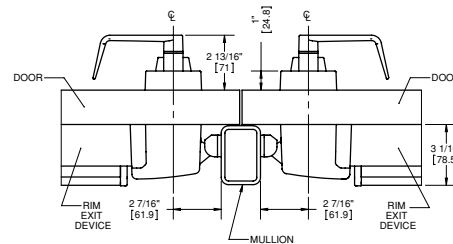
The exit device is cut for 36" and 48" wide doors. For other door widths, cut exit device to appropriate length. Recommended overall length of exit device is equal to the door width minus four inches. The surface vertical rod devices are supplied for an 84" opening standard, but can be ordered for a 96" opening.

Applications

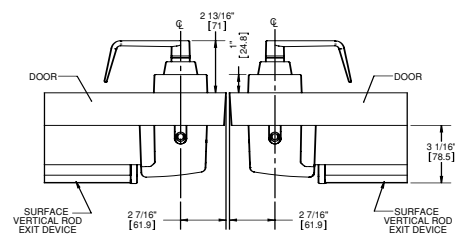
Single Door



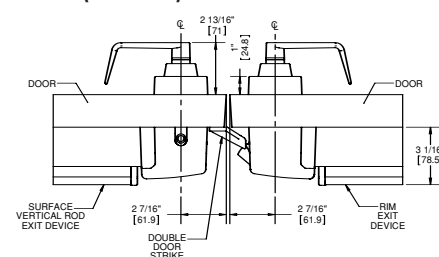
Double Door with Mullion



Double Door (2 SVR Devices)



Double Door (SVR X Rim)



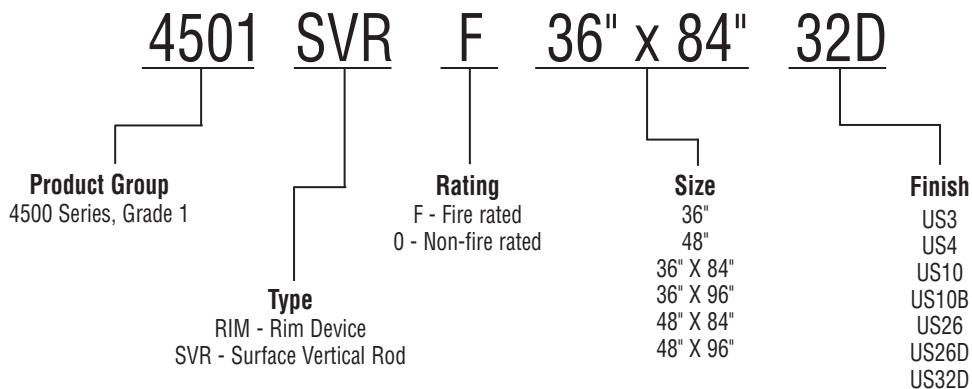
FUNCTION	PART NO.	FUNCTION DESCRIPTION	ANSI NO.	
Blank Escutcheon	45BE	Always Operable	14	
Cylinder Escutcheon	45CE	Key Locks or Unlocks Lever	08	
Dummy	45DT	Pull when Device is Dogged Down	02	
Night Latch	45NL	Key Retracts Latchbolt	03	



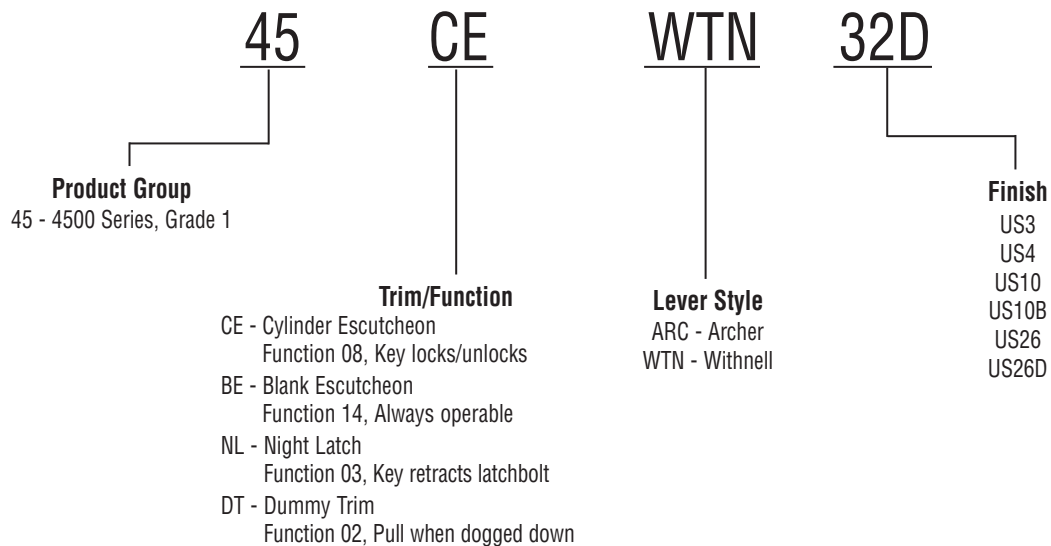
Exit Devices

4500 Series - How To Order

HOW TO ORDER



TRIM (Must be ordered separately)



- Notes:
- Mortise Cylinder, 3902, required for use with Cylinder Escutcheon, sold separately.
 - Rim Cylinder, with long tailpiece, 3901, required for use with Night Latch trim, sold separately.
 - For more cylinder information, refer to General Information in the Lock section of the catalog.



Grade 1 Surface Vertical Rod Device

Ideal for heavy duty commercial applications

4500



- Lifetime warranty
- Thru-bolts supplied standard

- Applications: • Heavy Duty Commercial
- Certifications: • BHMA Certified ANSI A156.3
 • UL/cUL Listed for up to 3 hours for "A" label doors
 • UL10C/UBC 7-2 (1997) Positive Pressure Rated
 • UL10B Neutral Pressure Rated
 • UL 305 Listed for Panic Hardware
 • ANSI A250.13 Severe Windstorm Resistant component
 • Hex dogging feature standard on non-fire labeled doors
- Trim: • Archer or Withnell Lever with escutcheon
 • Rim cylinder x optional pull
- Covers: • Stainless steel, Zinc
- Chassis: • Aluminum
- End Caps: • Zinc
- Door Width: • 36" field sizeable to 30"
 • 48" field sizeable to 36"
- Door Height: • 7' - Standard
 • 8' - Optional
- Door Thickness: • 1³/₄" - Standard
- Projection: • 3" in undogged position
 • 2⁵/₈" in dogged position
- Stile Width: • 5³/₈" - Minimum stile width required for single door and 5/8" stop
 • 4⁷/₈" - Minimum stile width required for double doors
 • 4⁷/₈" - Minimum stile width required for double door x Rim Device with double door strike
 • All stile widths are measured from door edge
- Fasteners: • Wood and machine screws
 • Thru-bolts
- Latchbolt: • Top - 1/2" throw, Pullman type with automatic dead-latching, stainless steel
 • Bottom - 1/2" throw, Pullman type, held retracted during door swing, stainless steel
- Rod Length: • Rods for 84" door - Standard
 • Rods for 96" door - Optional
 • Door height of 6' 8" requires 29¹/₄" top rod length
 • Door height of 7' requires 33¹/₄" top rod length
 • Door height of 8' requires 45¹/₄" top rod length
- Strikes: • Steel with plated rollers - Panic rated
 • Solid steel - Fire rated
 • Surface applied to frame with slotted holes for easy adjustment
 • Double door strike for use with Surface Vertical Rod and Rim device available
- Finishes: • US3, US4, US10, US10B, US26, US26D, US32D
- Notes: • Cylinder Dogging available on non-fire rated devices, specify CD
 • Cylinders sold separately
 • Recommended to be used on appropriately reinforced doors

Grade 1 Rim Device

Ideal for heavy duty commercial applications

4500



- Lifetime warranty
- Thru-bolts supplied standard

- Applications: • Heavy Duty Commercial
- Certifications: • BHMA Certified ANSI A156.3
 • UL/cUL Listed for up to 3 hours for "A" label doors
 • UL10C/UBC 7-2 (1997) Positive Pressure Rated
 • UL10B Neutral Pressure Rated
 • UL 305 Listed for Panic Hardware
 • ANSI A250.13 Severe Windstorm Resistant Component
 • Hex dogging feature standard on non-fire labeled doors
- Trim: • Archer or Withnell Lever with escutcheon
 • Rim cylinder x optional pull
- Covers: • Stainless steel, Zinc
- Chassis: • Aluminum
- End Caps: • Zinc
- Door Width: • 36" field sizeable to 30"
 • 48" field sizeable to 36"
- Door Thickness: • 1³/₄" - Standard
- Projection: • 3" in undogged position
 • 2⁵/₈" in dogged position
- Stile Width: • 5³/₈" - Minimum stile width required for single door and 5/8" stop
 • 4⁷/₈" - Minimum stile width required for double door x Surface Vertical Rod with double door strike
 • 5³/₄" - Minimum stile width required for double doors with 2" mullion
 • All stile widths are measured from door edge
- Fasteners: • Wood and machine screws
 • Thru-bolts
- Latchbolt: • 3/4" throw, Pullman type with automatic dead-latching, stainless steel
- Strikes: • Steel with plated rollers - Standard
 • Solid steel - Fire rated
 • Surface applied to frame with slotted holes for easy adjustment
 • Double door strike for use with Surface Vertical Rod and Rim device available
- Finishes: • US3, US4, US10, US10B, US26, US26D, US32D
- Notes: • Cylinder Dogging available on non-fire rated devices, specify CD
 • Cylinders sold separately
 • Recommended to be used on appropriately reinforced doors



Exit Devices

4500 Series

Trim



Archer

45BE - Blank Escutcheon

Function: 14 - Always Operable
 Levers: Withnell or Archer
 Projection: 2¹³/₁₆" for Withnell Lever
 3⁵/₁₆" for Archer Lever
 Escutcheon: 2³/₄" x 10³/₄" (70 mm x 273 mm)
 Finishes: US3, US4, US10, US10B, US26, US26D



Withnell

45CE - Cylinder Escutcheon

Function: 08 - Key Locks or Unlocks Lever
 Levers: Withnell or Archer
 Projection: 2¹³/₁₆" for Withnell Lever
 3⁵/₁₆" for Archer Lever
 Escutcheon: 2³/₄" x 10³/₄" (70 mm x 273 mm)
 Finishes: US3, US4, US10, US10B, US26, US26D
 Cylinder: Mortise Cylinder, 3902, sold separately



Withnell

45DT - Dummy Trim

Function: 02 - Pull when device is dogged down
 Levers: Withnell or Archer
 Projection: 2¹³/₁₆" for Withnell Lever
 2⁵/₁₆" for Archer Lever
 Projection: 2¹³/₁₆" for Withnell Lever
 3⁵/₁₆" for Archer Lever
 Escutcheon: 2³/₄" x 10³/₄" (70 mm x 273 mm)
 Finishes: US3, US4, US10, US10B, US26, US26D



Withnell

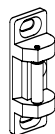
45NL - Night Latch

Function: 03 - Key Retracts Latchbolt
 Levers: Withnell or Archer
 Projection: 2¹³/₁₆" for Withnell Lever
 3⁵/₁₆" for Archer Lever
 Escutcheon: 2³/₄" x 10³/₄" (70 mm x 273 mm)
 Finishes: US3, US4, US10, US10B, US26, US26D
 Cylinder: Rim Cylinder, 3901, with long tailpiece sold separately

Cylinders

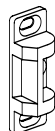
For cylinder information, refer to General Information in the Lock section of the catalog.

Strikes



4920

Description: Strike for use with 4500 Rim Exit Device
 Finish: US32D



4920F

Description: Fire rated strike for use with 4500 Rim Exit Device
 Finish: US32D



4923

Description: Top strike for use with 4500 Surface Vertical Rod Device
 Finish: US32D



4923F

Description: Fire rated top strike for use with 4500 Surface Vertical Rod Device
 Finish: US32D



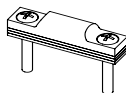
4924

Description: Bottom strike for use with 4500 Surface Vertical Rod Device
 Finish: US32D



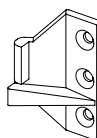
4924F

Description: Fire rated bottom strike for use with 4500 Surface Vertical Rod Device
 Finish: US32D



4915

Description: Threshold strike for use with Surface Vertical Rod Exit Device and saddle threshold
 Finish: US32D

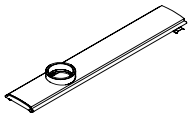


4921

Description: Double door Strike to be used with 4500 Surface Vertical Rod and Rim Exit Device
 Finish: US3, US4, US10, US10B, US26, US32D

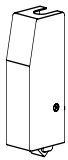


Accessories



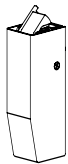
4926

Description: Cylinder dogging conversion kit
 Finish: US3, US4, US10, US10B, US26, US26D, US32D
 Note: Mortise Cylinder, 3902, sold separately



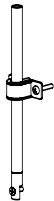
4927

Description: Bottom Latch Assembly for use with 4500 Surface Vertical Rod Exit Device
 Finish: US3, US4, US10, US10B, US26, US26D, US32D
 Packaging: Bottom latch with cover and appropriate fasteners



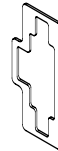
4928

Description: Top Latch Assembly for use with 4500 Surface Vertical Rod Exit Device
 Finish: US3, US4, US10, US10B, US26, US26D, US32D
 Packaging: Top latch with cover and appropriate fasteners



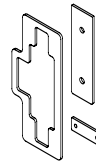
4929

Description: Top Rod for use with 4500 Surface Vertical Rod Exit Device
 Finish: US3, US4, US10, US10B, US26, US26D, US32D
 Packaging: 45 1/4" rod, rod connector, and fasteners



4930R

Description: Shim kits to be used with 4500 Rim Exit Devices where a glass bead kit would interfere with exit device
 Finish: US3, US4, US10, US10B, US26, US26D, US32D
 Packaging: 2 each 1/8" shims and appropriate fasteners



4930S

Description: Shim kits to be used with 4500 Surface Vertical Rod Exit Devices where a glass bead kit would interfere with exit device
 Finish: US3, US4, US10, US10B, US26, US26D, US32D
 Packaging: 2 each 1/8" shims and appropriate fasteners



4932R

Description: Head cover for use with 4500 Rim Exit Device
 Finish: US3, US4, US10, US10B, US26, US26D, US32D
 Packaging: Head cover and 4 each m4 x 6mm MS



4932S

Description: Head cover for use with 4500 Surface Vertical Rod Exit Device
 Finish: US3, US4, US10, US10B, US26, US26D, US32D
 Packaging: Head cover and 4 each m4 x 6mm MS



Exit Devices

4700 Series - General Information

Introduction

The Hager 4700 Series Exit Devices meet Life Safety codes and Fire Safety requirements providing a perfect fit for use in light commercial and other standard duty applications.

The 4700 Series is UL 305 Panic Listed and UL and cUL listed for up to 3 hours for the Rim device and 1-1/2 hours for the Surface Vertical Rod device.

The 4700 Rim device also meets the requirements of ANSI A250.13 to be listed as a Severe Windstorm Component.

The 4700 Series has a one-year warranty for devices and trims.

Installation Made Easy

For the convenience of our customers, Hager Companies has introduced some new features to the exit device market.

- **Thru-bolts are included** with every model. Wood and Machine screws are also provided standard in every package.
- **Slotted Strikes** speed up installation, allowing the installer to make easy adjustments to align the latch to the strike.
- **Escutcheon trim**, with the locking mechanism built inside, reduces door preparation by requiring fewer holes in the door.

Shim Kits

Shim kits are available for devices on doors with glass bead kits or other interfacing moldings. Each kit contains two 1/8" shims and the appropriate longer fasteners.

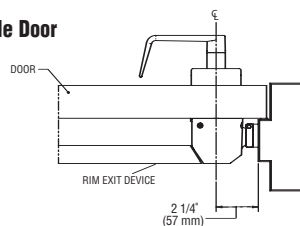
Sizing

The exit device is cut for 36" and 48" wide doors. For other door widths, cut exit device to appropriate length. Recommended overall length of exit device is equal to the door width minus four inches.

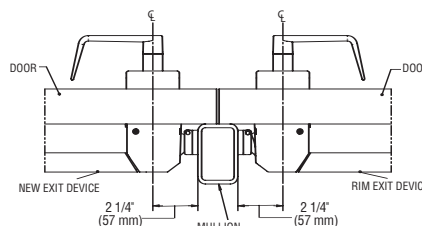
The surface vertical rod devices are supplied for an 84" opening standard, but can be ordered for a 96" opening.

Applications

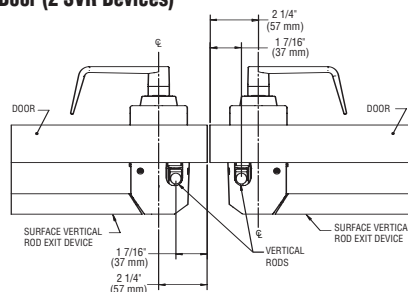
Single Door



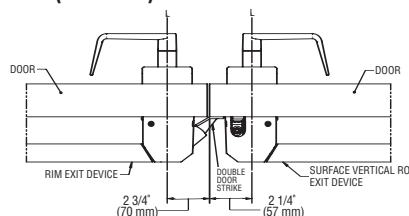
Double Door with Mullion



Double Door (2 SVR Devices)



Double Door (SVR X Rim)

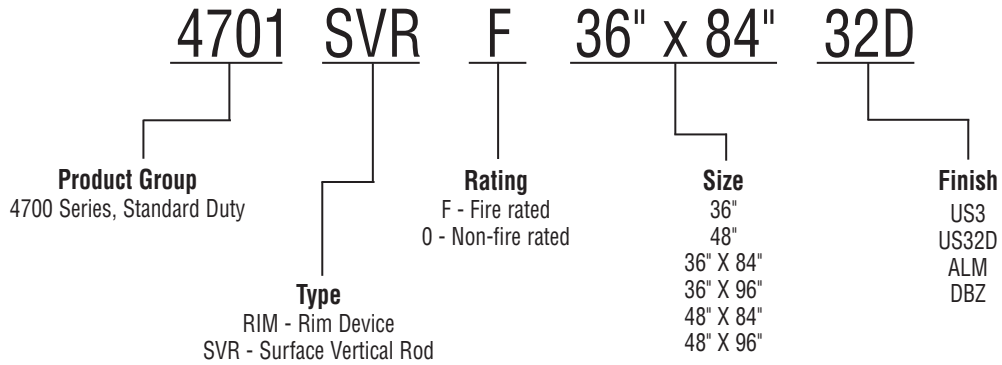


FUNCTION	PART NO.	FUNCTION DESCRIPTION	ANSI NO.	
Blank Escutcheon	47BE*	Always Operable	14	
Cylinder Escutcheon	47CE*	Key Locks or Unlocks Lever	08	
Dummy	47DT* 47RD	Pull when Device is Dogged Down	02	
Night Latch	47NL* 47RN	Key Retracts Latchbolt	03	

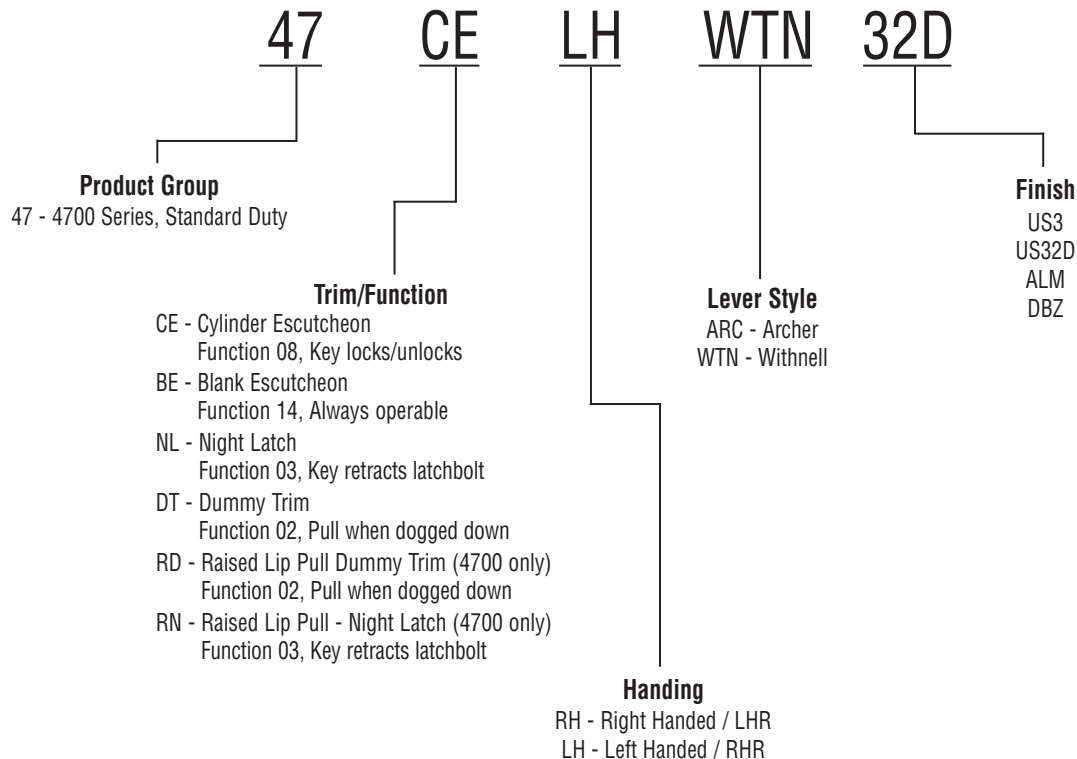
*Specify handing when ordering.



HOW TO ORDER



TRIM (Must be ordered separately)



- Note:
- Handing is required for the 4700 trim.
 - Mortise cylinder, 3902, sold separately.
 - For more cylinder information, refer to General Information in the Lock section of the catalog.



Exit Devices

4700 Series

Standard Duty Surface Vertical Rod Device Ideal for standard duty applications

4700



- One-year warranty
- Thru-bolts supplied standard

- Applications: • Standard Duty Commercial
- Certifications: • UL 305 Listed for Panic Hardware
• UL/cUL Listed for up to 1 1/2" hours for "A" label doors
• UL10C/UBC 7-2 (1997) Positive Pressure Rated
• UL10B Neutral Pressure Rated
• Hex dogging feature standard on non-fire rated panic doors
- Trim: • Archer or Withnell Lever with escutcheon
• Raised lip pull
• Rim cylinder x optional pull
- Covers: • Casted brass, bronze, stainless steel, zinc
- Chassis: • Painted steel, plated steel, stainless steel
- End Caps: • Painted steel, plated steel, stainless steel
- Door Width: • 36" field sizeable to 30"
• 48" field sizeable to 36"
- Door Height: • 7' - Standard
• 8' - Optional
- Door Thickness: • 1 3/4" - Standard
- Projection: • 27/16" in undogged position
• 1 13/16" in dogged position
- Stile Width: • 4 1/2" - Minimum stile width required for single door and 5/8" stop
• 4" - Minimum stile width required for double doors
• 4 1/2" - Minimum stile width required for double door x Rim device with double door strike
• All stile widths are measured from door edge
- Fasteners: • Wood and machine screws
• Thru-bolts
- Latchbolt: • Top - 3/8" throw, with automatic dead-latching, stainless steel
• Bottom - 3/8" throw, held retracted during door swing, stainless steel
- Rod Length: • Rods for 84" door - Standard
• Rods for 96" door - Optional
• Door height of 6' 8" requires 31 1/4" top rod length
• Door height of 7' requires 35 1/4" top rod length
• Door height of 8' requires 47 1/4" top rod length
- Strikes: • Steel with plated roller - Standard
• Surface applied to frame with slotted holes for easy adjustment
• Double door strike for use with Surface Vertical Rod and Rim Device
- Finishes: • US3, ALM, DBZ, US32D
- Notes: • Cylinders sold separately
• Recommended to be used on appropriately reinforced doors

Standard Duty Rim Device Ideal for standard duty applications

4700



- One-year warranty
- Thru-bolts supplied standard

- Applications: • Standard Duty Commercial
- Certifications: • UL 305 Listed for Panic Hardware
• UL/cUL Listed for up to 3 hours for "A" label doors
• UL10C/UBC 7-2 (1997) Positive Pressure Rated
• UL10B Neutral Pressure Rated
• ANSI A250.13 Severe Windstorm Resistant component
• Hex dogging feature standard on non-fire rated panic doors
- Trim: • Archer or Withnell Lever with escutcheon
• Raised lip pull
• Rim cylinder x optional pull
- Covers: • Casted brass, bronze, stainless steel, zinc
- Chassis: • Painted steel, plated steel, stainless steel
- End Caps: • Painted steel, plated steel, stainless steel
- Door Width: • 36" field sizeable to 30"
• 48" field sizeable to 36"
- Door Thickness: • 1 3/4" - Standard
- Projection: • 27/16" in undogged position
• 1 13/16" in dogged position
- Stile Width: • 4 1/2" - Minimum stile width required for single door and 5/8" stop
• 4 1/2" - Minimum stile width required for double door x Surface Vertical Rod device with double door strike
• 5" - Minimum stile width required for double doors with 2" mullion
• All stile widths are measured from door edge
- Fasteners: • Wood and machine screws
• Thru-bolts
- Latchbolt: • 3/4" throw, Pullman type with automatic dead-latching, stainless steel
- Strikes: • Steel with roller - Standard
• Surface applied to frame with slotted holes for easy adjustment
• Double door strike for use with Surface Vertical Rod and Rim Device
- Finishes: • US3, ALM, DBZ, US32D
- Notes: • Cylinders sold separately
• Recommended to be used on appropriately reinforced doors



Trim



Archer

47BE - Blank Escutcheon

Function: 14 - Always Operable
 Levers: Withnell or Archer
 Projection: 2³/₄" for Withnell Lever
 3¹/₄" for Archer Lever
 Escutcheon: 2⁵/₈" x 8" (67 mm x 203 mm)
 Finishes: US3, ALM, DBZ, US32D
 Handing: Specify when ordering



Archer

47CE - Cylinder Escutcheon

Function: 08 - Key Locks or Unlocks Lever
 Levers: Withnell or Archer
 Projection: 2³/₄" for Withnell Lever
 3¹/₄" for Archer Lever
 Escutcheon: 2⁵/₈" x 8" (67 mm x 203 mm)
 Finishes: US3, ALM, DBZ, US32D
 Cylinder: Mortise Cylinder, 3902, sold separately
 Handing: Specify when ordering



Withnell

47DT - Dummy Trim

Function: 02 - Pull when device is dogged down
 Levers: Withnell or Archer
 Projection: 2³/₄" for Withnell Lever
 3¹/₄" for Archer Lever
 Escutcheon: 2⁵/₈" x 8" (67 mm x 203 mm)
 Finishes: US3, ALM, DBZ, US32D
 Handing: Specify when ordering



Withnell

47NL - Night Latch

Function: 03 - Key Retracts Latchbolt
 Levers: Withnell or Archer
 Projection: 2³/₄" for Withnell Lever
 3¹/₄" for Archer Lever
 Escutcheon: 2⁵/₈" x 8" (67 mm x 203 mm)
 Finishes: US3, ALM, DBZ, US32D
 Cylinder: Mortise Cylinder, 3902, sold separately
 Handing: Specify when ordering



47RD - Raised Lip Pull Dummy

Function: 02 - Pull when device is dogged
 Size: 3" x 7³/₄" (76 mm x 197 mm)
 Projection: 1" (25 mm)
 Finishes: US3, ALM, DBZ, US32D



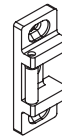
47RN - Raised Lip Pull Night Latch

Function: 03 - Key Retracts Latchbolt
 Size: 3" x 7³/₄" (76 mm x 197 mm)
 Projection: 1" (25 mm)
 Finishes: US3, ALM, DBZ, US32D
 Cylinder: Rim Cylinder sold separately

Cylinders

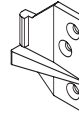
For cylinder information, refer to General Information in the Lock section of the catalog.

Strikes



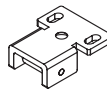
4910

Description: Strike for use with 4700 Rim Exit Device
 Finish: US32D



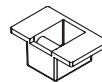
4911

Description: Double door strike for 4700 Surface Vertical Rod and Rim Exit Device
 Finishes: US3, DBZ, US32D



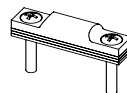
4913

Description: Top strike for 4700 Surface Vertical Rod Exit Device
 Finish: US32D



4914

Description: Bottom strike for 4700 Surface Vertical Rod Exit Device
 Finish: US32D



4915

Description: Threshold strike for use with Surface Vertical Rod Exit Device and saddle threshold
 Finish: US32D



Exit Devices

4700 Series

Accessories

4917



Description: Bottom Latch Assembly for use with 4700 Surface Vertical Rod Exit Device
 Finish: US3, ALM, DBZ, US32D
 Packaging: Bottom latch with cover and appropriate fasteners

4918



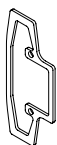
Description: Top Latch Assembly for use with 4700 Surface Vertical Rod Exit Device
 Finish: US3, ALM, DBZ, US32D
 Packaging: Top latch with cover and appropriate fasteners

4919



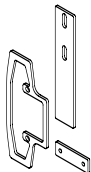
Description: Top Rod for use with 4700 Surface Vertical Rod Exit Device
 Finish: US3, ALM, DBZ, US32D
 Packaging: 47 1/4" rod, rod guide, rod connector, and fasteners

4931R



Description: Shim kits to be used with 4700 Rim Exit Devices where a glass bead kit would interfere with exit device
 Finish: US3, ALM, DBZ, US32D
 Packaging: 2 each 1/8" shims and appropriate fasteners

4931S



Description: Shim kits to be used with 4700 Surface Vertical Rod Exit Devices where a glass bead kit would interfere with exit device
 Finish: US3, ALM, DBZ, US32D
 Packaging: 2 each 1/8" shims and appropriate fasteners

4933R



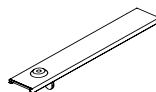
Description: Head cover for use with 4700 Rim Exit Device
 Finish: US3, ALM, DBZ, US32D
 Packaging: Head cover with 4 each m4 x 6 mm MS

4933S



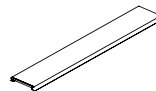
Description: Head cover for use with 4700 Surface Vertical Rod Exit Device
 Finish: US3, ALM, DBZ, US32D
 Packaging: Head cover with 4 each m4 x 6 mm MS

4934



Description: Non-fire rated dogging plate for use with 4700 Exit Devices
 Finish: US3, ALM, DBZ, US32D
 Packaging: Dogging plate and hex key

4934F




Description: Fire rated dogging plate for use with 4700 Exit Devices
 Finish: US3, ALM, DBZ, US32D



Key Removable Mullion

4900 Series



- One-year warranty
- Key removable
- Shim kits supplied standard

- Applications:** • For use with Rim Exit Devices on non-fire and fire rated pairs of doors
- Certifications:** • UL/cUL/Warnock Hersey listed for fire rated pairs of doors up to 8' (2438 mm) X 8' (2438 mm)
- Mullion:** • 2" (51 mm) X 3' (914 mm) – 11 Gauge Steel Tube
- Cylinders:** • Solid brass 6-pin rim cylinders, 3901, sold separately
• Interchangeable core sold separately
- Top Fitting:** • Deadlock on fire rated device
• Latching head allows the mullion to be removed in seconds
• Mullion can be locked in place without the use of a key
- Fasteners:** • 8-32 X 3/4" (19 mm) – Flat head phillips machine screws
• 5/16" (8 mm) – 18 X 1 1/2" (38 mm) – Machine screw
- Shims:** • 1/2" (13 mm) and 5/8" (16 mm) shims included
• 5/16" (8 mm) – 18 X 1 1/2" (38 mm) Machine screws
- Strikes:** • Non-fire rated mullions use standard Rim Strike
• Fire rated mullions include Strike & Hook kit, 4912
- Finishes:** • USP – Gray Primer only

4900 Mullion Set

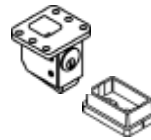
- Certification:** Non-fire Rated
- Dimensions:** 84" (2134 mm), 96" (2438 mm), 120" (3048 mm)
- Material:** 11 Gauge Steel Tube
- Fasteners:** • 2 each MS #5/16 -18 x 1 1/2" FHP Stainless
• 4 each MS #8-32 x 3/4" 100 degree FHP
• 4 each MS #5/16 -18 x 5/8" FHP Stainless Zinc Plated
- Shims:** 1/2" and 5/8" supplied standard
- Cylinder:** Rim cylinder, 3901, sold separately

4900F Fire-Rated Mullion Set

- Certification:** UL Fire Rated
- Dimensions:** 84" (2134 mm), 96" (2438 mm)
- Material:** 11 Gauge Steel Tube
- Fasteners:** • 2 each MS #5/16 -18 x 1 1/2" FHP Stainless
• 4 each MS #10 x 1 Type A FHP Undercut Stainless
• 4 each MS 10-24 x 5/8" FHP Undercut Stainless
• 4 each MS #5/16 -18 x 5/8" FHP Stainless Zinc Plated
- Shims:** 1/2" and 5/8" supplied standard
- Cylinder:** Rim cylinder, 3901, sold separately

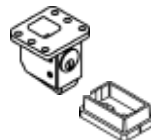
4902 Top/Bottom Bracket Set

- Certification:** Non-fire Rated
- Function:** Key Removable
- Material:** Steel
- Fasteners:** • 2 each MS #5/16 -18 x 1 1/2" FHP Stainless
• 4 each MS #8-32 x 3/4" 100 degree FHP
• 4 each MS #5/16 -18 x 5/8" FHP Stainless Zinc Plated
- Cylinder:** Rim cylinder, 3901, sold separately



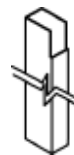
4902F Fire-Rated Top/Bottom Bracket Set

- Certification:** Fire Rated
- Function:** Key Removable
- Material:** Steel
- Fasteners:** • 2 each MS #5/16 -18 x 1 1/2" FHP Stainless
• 4 each MS #10 x 1" Type A FHP Undercut Stainless
• 4 each MS 10-24 x 5/8" FHP Undercut Stainless
• 4 each MS #5/16 -18 x 5/8" FHP Stainless Zinc Plated
- Cylinder:** Rim cylinder, 3901, sold separately



4907 Mullion Tube

- Certification:** Fire-Rated
- Dimensions:** 84" (2134 mm), 96" (2438 mm), 120" (3048 mm)
- Finish:** USP Gray Primer
- Material:** Steel



4912

- Description:** Fire rated strike for use with 4900 Series Mullion
- Finish:** US32D



Cylinders



Standard

3901 - Rim Cylinder

- Rim Cylinder
- Standard Core installed and Interchangeable Core sold separately
- For more cylinder information, refer to General Information in the Lock section of the catalog



Interchangeable Core

